

The Victoria Centre **Southend-on-Sea**

**STUNNING CONTEMPORARY
SHOPPING EXPERIENCE AT
THE HEART OF SOUTHEND**


320,000 sq ft (29,700 sq m) indoor shopping centre with over 50 stores and cafés.

Anchored by Next, Wilko and New Look, this property is home to some of the best stores you will find in Southend.

The Victoria attracts more than 110,000 visitors every week. There is an extensive range of opportunities available to traders from stores of varying dimensions to the hire of retail merchandise units and mall space.



 **320,000**
sq ft

 **110,000**
weekly footfall

Anchor Stores

next

NEW LOOK

wilko

PEACOCKS

 **500**
car parking spaces

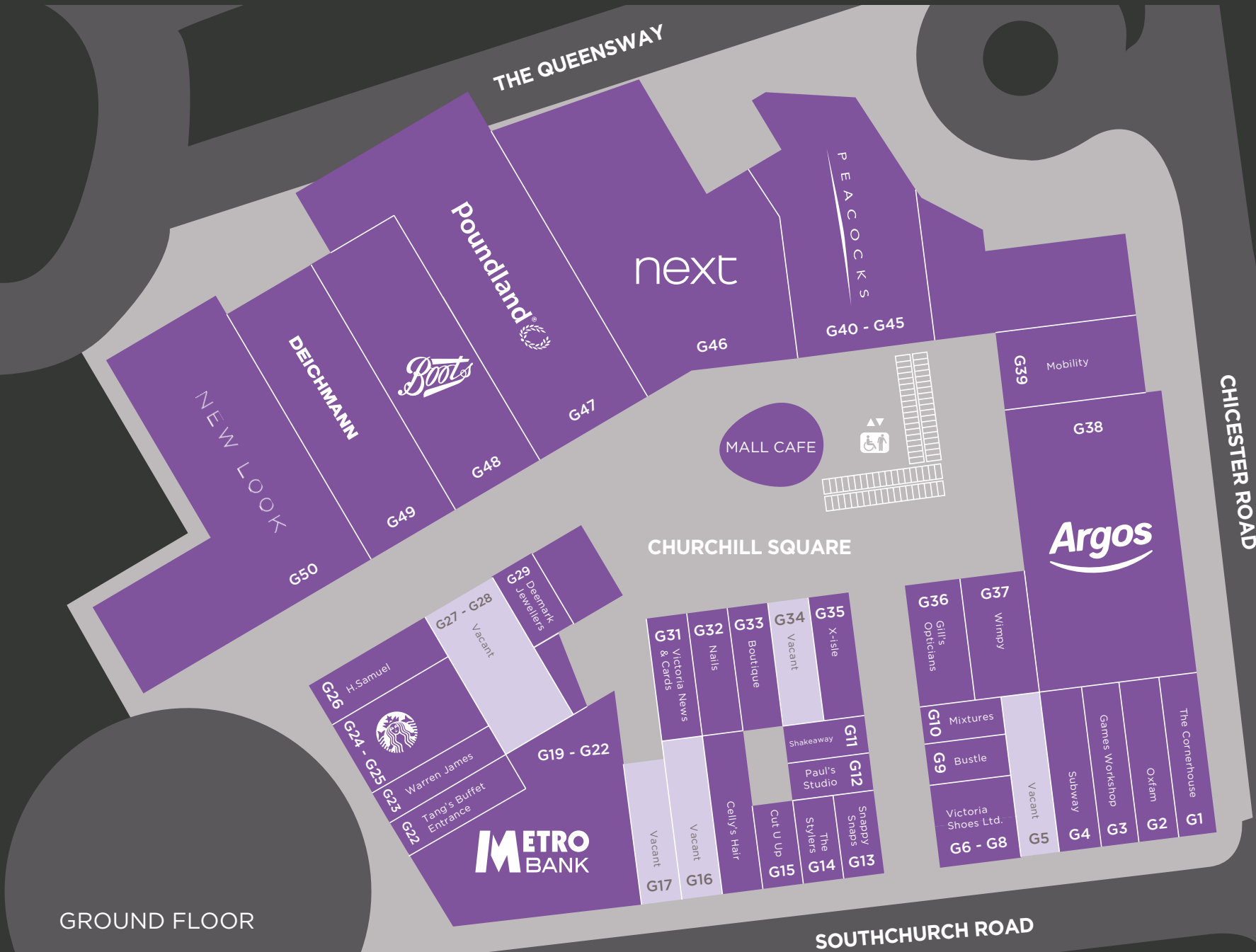
 **10**
cafés

 **7**
catering units

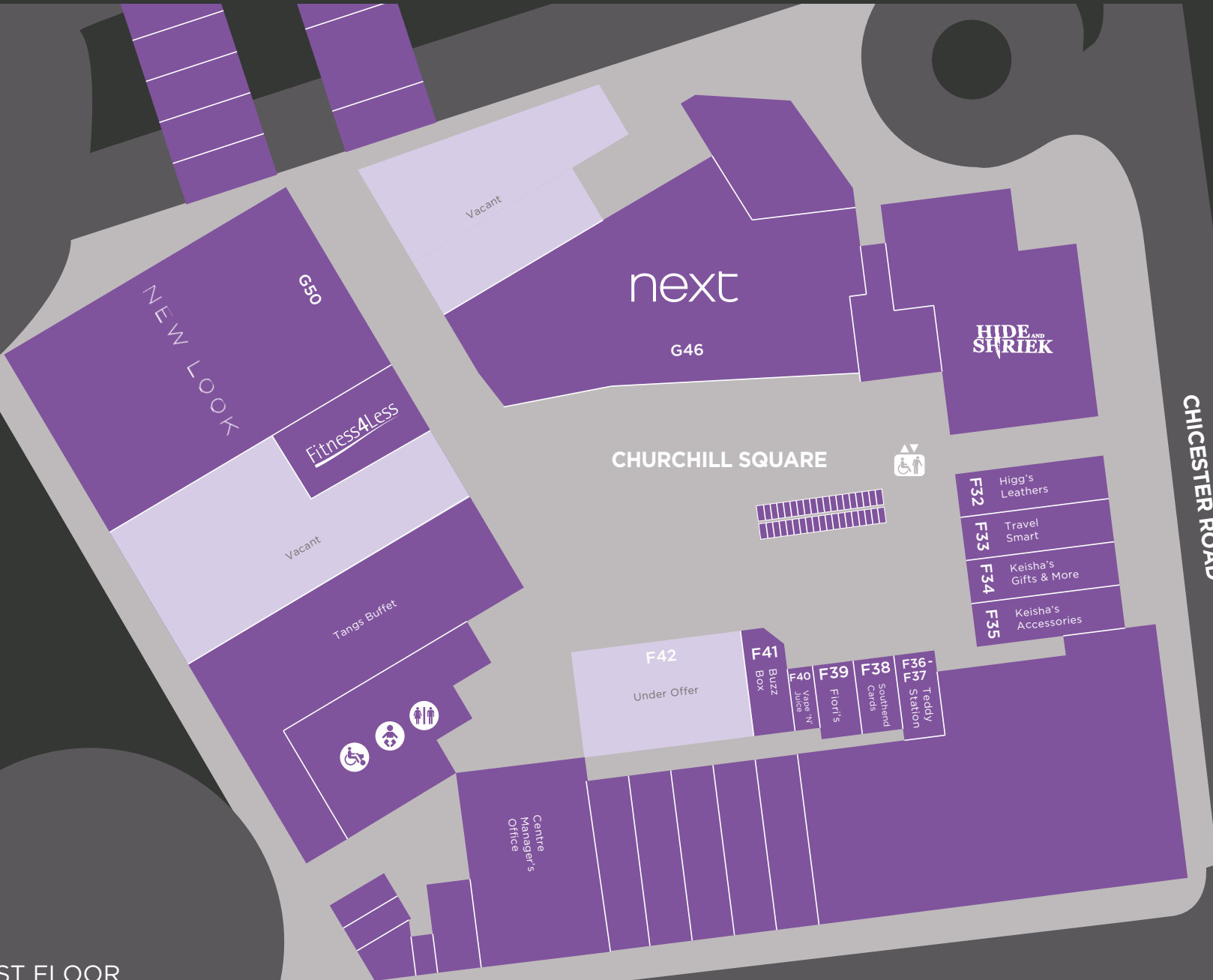
 **50+**
retail units

 **£24 million**
refurbishment





GROUND FLOOR



FIRST FLOOR



P
CAR PARK
ENTRY

LOWER
GROUND FLOOR



GM Retail Leasing

The Victoria Centre **Southend-on-Sea**

Contact

Global Mutual

Steve Gray

T +44 (0)20 3355 9468

M +44 (0)7961 751 893

E sg@globalmutual.com

Jamieson Mills

Richard Mills

T +44 (0)20 7758 0053

M +44 (0)7831 758 755

E rjm@jamiesonmills.com